
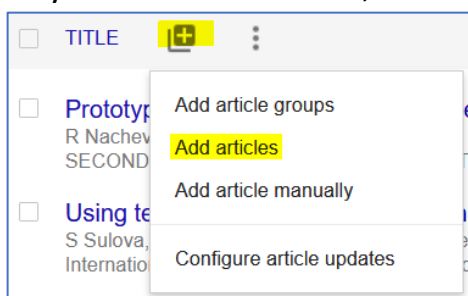


## Guidelines for adding an article indexed in Google Scholar that is not automatically attributed to the author profile

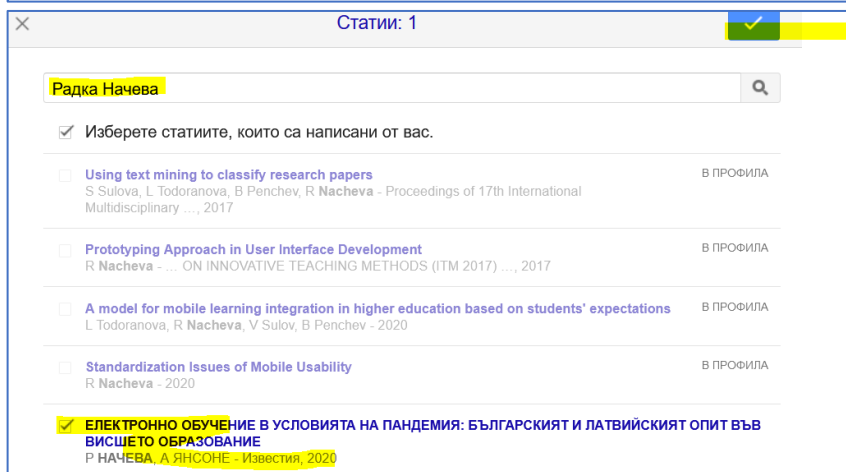
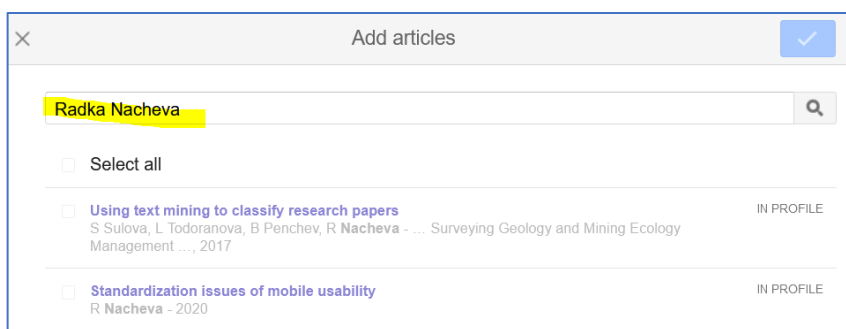
The indexing of the articles in Google Scholar is done automatically according to the names, email addresses and institutional affiliation of the authors with which they publish in the Journal "Човешки ресурси & Технологии = HR & Technologies". If problems arise with matching articles published in the journal to author profiles, they can be searched in the Google Scholar database and added manually.

The following steps cover manually adding articles and making corrections to author profiles in Google Scholar.

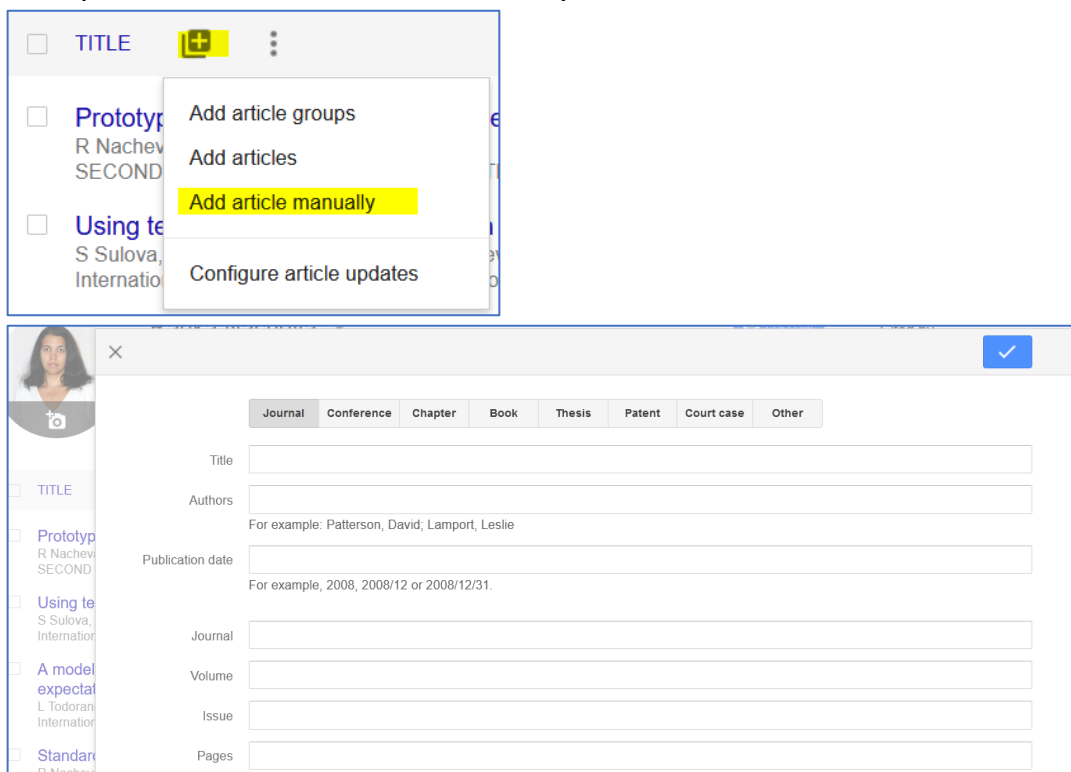
- Login with institutional email, then select Add Articles from button  to search by author's name. This is how individual articles are added. To add several articles by one author at once, select "Add article groups".



- A search should be performed by author names in Cyrillic (Bulgarian authors only) and Latin:

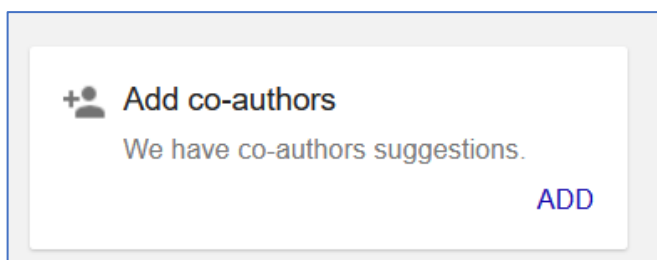


- Papers can also be added manually:



- Contacting Google Scholar support via [scholar-support@google.com](mailto:scholar-support@google.com) in case of account issues.

- **Add co-author profiles to a Google Scholar institutional profile.** If no suggestions to add appear, this can be done manually from top bar section Add co-authors -> ADD:



- **Connect / Edit Google Scholar Profile.** The profile page from author's institutional website can be added as a home page:



Radka Nacheva 

University of Economics - Varna  
Verified email at ue-varna.bg - [Homepage](#)  
HCI Usability Accessibility UX/UI design Interaction design

TITLE + : CITE

✕ Edit profile

Name  
  
[+ Add another name](#)

Affiliation

Areas of interest

Email for verification

Homepage

Profile visibility  
 [Make my profile public](#)